



INVESTMENT PORTFOLIO SUMMARY

For the Quarter Ended

June 30, 2021

Prepared by
Valley View Consulting, L.L.C.

The investment portfolio of the Town of Prosper is in compliance with the Public Funds Investment Act and the Town of Prosper Investment Policy and Strategies.

Chuck Springer

Chuck Springer, Executive Director of Administrative Services

Betty Pamplin

Betty Pamplin, Finance Director

Disclaimer: These reports were compiled using information provided by the Town of Prosper. No procedures were performed to test the accuracy or completeness of this information. The market values included in these reports were obtained by Valley View Consulting, L.L.C. from sources believed to be accurate and represent proprietary valuation. Due to market fluctuations these levels are not necessarily reflective of current liquidation values. Yield calculations are not determined using standard performance formulas, are not representative of total return yields and do not account for investment advisor fees.

Summary

Quarter End Results by Investment Category:

Asset Type	March 31, 2021			June 30, 2021		
	Ave. Yield	Book Value	Market Value	Ave. Yield	Book Value	Market Value
MMA/NOW	1.04%	\$ 16,064,605	\$ 16,064,605	0.98%	\$ 13,041,436	\$ 13,041,436
Pools	0.02%	28,339,646	28,339,646	0.01%	20,889,899	20,889,899
Securities	0.55%	25,777,192	25,790,802	0.36%	22,555,195	22,551,691
Certificates of Deposit	0.35%	19,500,000	19,500,000	0.29%	29,509,715	29,509,715
Total	0.43%	\$ 89,681,443	\$ 89,695,053	0.37%	\$ 85,996,245	\$ 85,992,741

Average Yield - Current Quarter (1)

Total Portfolio	0.37%
Rolling Three Month Treasury	0.02%
Rolling Six Month Treasury	0.06%
TexPool	0.01%

Fiscal Year-to-Date Average Yield (2)

Total Portfolio	0.38%
Rolling Three Month Treasury	0.06%
Rolling Six Month Treasury	0.09%
TexPool	0.04%

Interest Earnings (Approximate)

Quarter	\$ 84,529
Fiscal Year-to-date	\$ 266,477

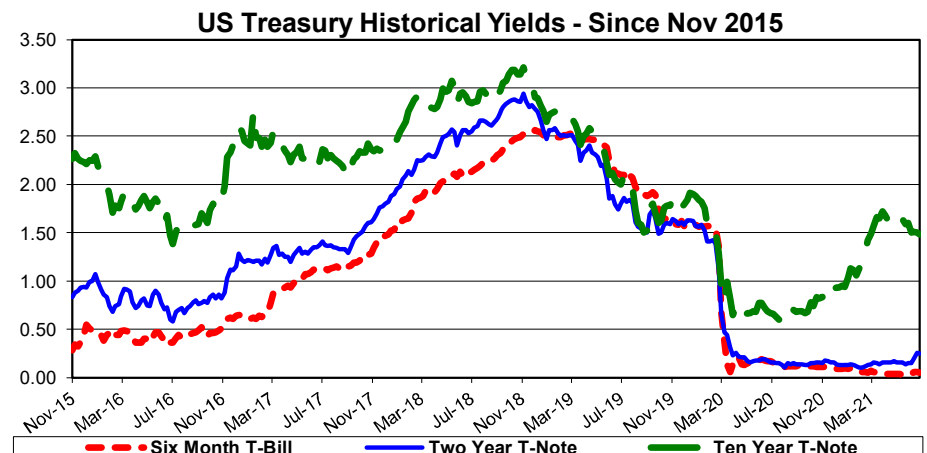
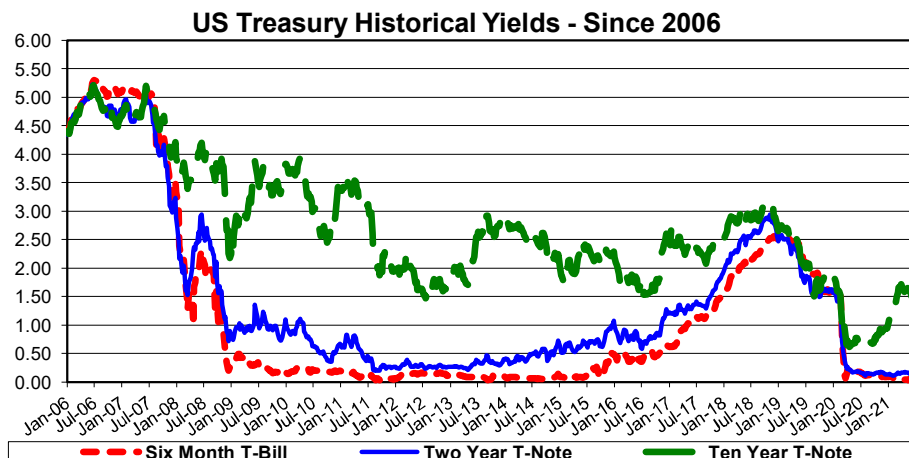
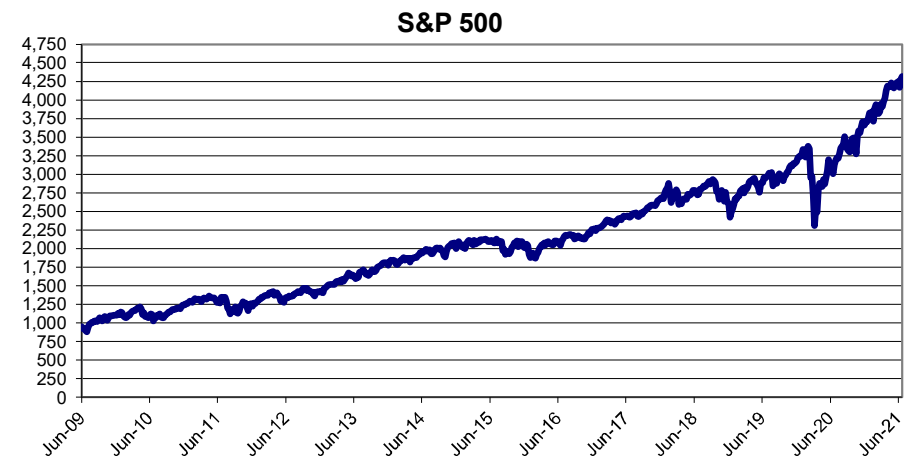
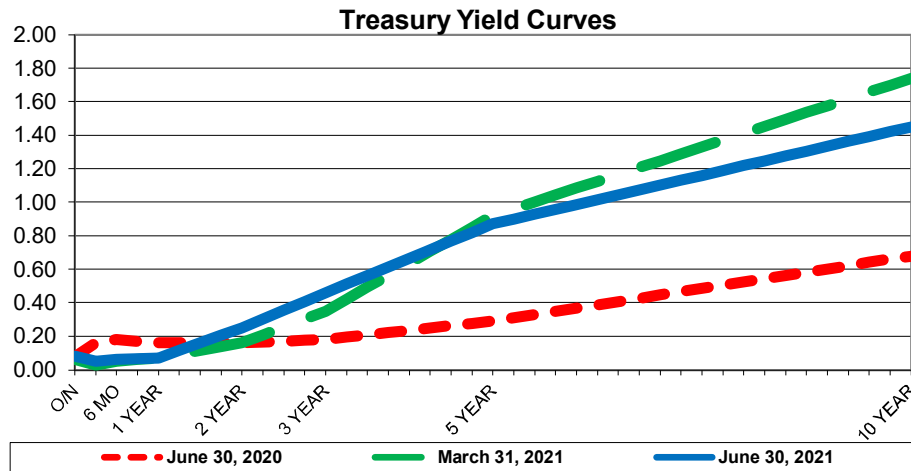
(1) **Quarter End Average Yield** - based on adjusted book value, realized and unrealized gains/losses and investment advisory fees are not considered. The yield for the reporting month is used for bank, pool, and money market balances.

(2) **Fiscal Year-to-Date Average Yield** - calculated using quarter end report yields and adjusted book values and does not reflect a total return analysis or account for advisory fees.

Economic Overview

6/30/2021

The Federal Open Market Committee (FOMC) maintained the Fed Funds target range at 0.00% to 0.25% (Effective Fed Funds are trading <0.10%), and projects that reduced rates could remain into 2023. First Quarter GDP posted +6.4% (Final). In June, Payrolls added 850k and Unemployment (U2) rose slightly to 5.9%. Crude oil traded up to +/- \$75 per barrel. The Stock Markets reached new highs. Housing, Industrial Production, Durable Goods, Consumer Spending, and other indicators moderated and showed signs of strain. The Biden administration and Congress continue to negotiate an infrastructure package. Inflation surged over the FOMC 2+% target, but is considered to be temporary. The Yield Curve "humped" slightly in the two-to-three year maturity sector while the long end fell.



Investment Holdings

June 30, 2021

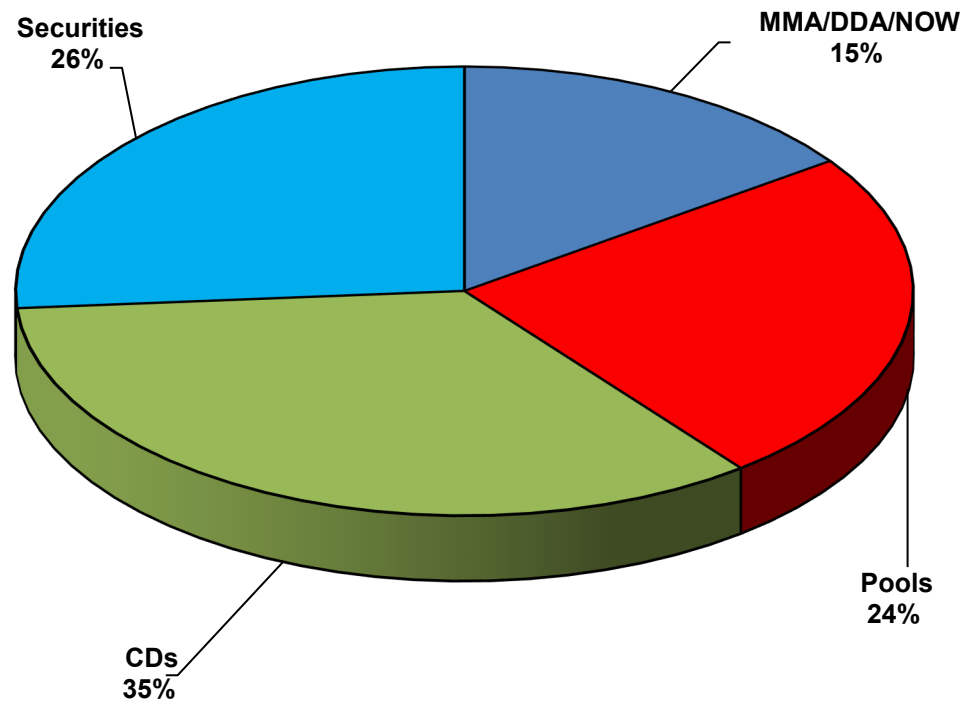
Description	Ratings	Coupon/ Discount	Maturity Date	Settlement Date	Par Value	Book Value	Market Price	Market Value	Life (Days)	Yield
Independent Bank DDA		1.31%	07/01/21	06/30/21	\$ 8,031,283	\$ 8,031,283	1.00	\$ 8,031,283	1	1.31%
NexBank MMA		0.45%	07/01/21	06/30/21	5,007,834	5,007,834	1.00	5,007,834	1	0.45%
PlainsCapital Bank MMA		0.00%	07/01/21	06/30/21	2,318	2,318	1.00	2,318	1	0.00%
TexSTAR	AAAm	0.01%	07/01/21	06/30/21	5,917,358	5,917,358	1.00	5,917,358	1	0.01%
TexPool	AAAm	0.01%	07/01/21	06/30/21	14,972,541	14,972,541	1.00	14,972,541	1	0.01%
Florida St Board of Admin Fin	Aa3/AA	2.64%	07/01/21	05/11/20	300,000	300,013	100.00	300,000	1	1.00%
Florida St Board of Admin Fin	Aa3/AA	2.64%	07/01/21	05/11/20	3,650,000	3,650,187	100.00	3,650,000	1	0.75%
Regional Transit Authority IL GO	A2/AA	5.50%	07/01/21	04/17/20	755,000	755,084	100.00	755,000	1	1.37%
Origin Bank CD		0.18%	07/05/21	04/05/21	5,000,000	5,000,000	100.00	5,000,000	5	0.18%
Secaucus NJ	SP1+	1.25%	08/06/21	08/07/20	4,000,000	4,004,042	100.10	4,003,960	37	0.25%
T-Bill	Aaa/AA+	0.00%	09/09/21	09/10/20	5,000,000	4,998,817	99.88	4,993,933	71	0.12%
Port of Seattle WA Rev	Aa2/AA	1.65%	10/01/21	06/24/20	325,000	325,988	100.36	326,154	93	0.45%
Tarrant Cnty TX Cultural EDU	Aa3/AA	5.00%	10/01/21	04/16/20	600,000	605,796	101.19	607,158	93	1.16%
Woodbridge Township NJ	SP1+	2.00%	10/15/21	10/16/20	2,900,000	2,915,268	100.53	2,915,486	107	0.20%
Bank OZK CD		0.18%	12/24/21	3/24/2021	5,002,269	5,002,269	100.00	5,002,269	177	0.18%
Independent Bank CD		0.40%	02/01/22	1/14/2021	6,005,918	6,005,918	100.00	6,005,918	216	0.40%
Texas Bank CD		0.45%	02/01/22	1/14/2021	4,001,529	4,001,529	100.00	4,001,529	216	0.45%
The American Nat'l Bank CD		0.37%	12/01/22	06/01/21	5,000,000	5,000,000	100.00	5,000,000	519	0.37%
Legend Bank CDARS		0.35%	03/23/23	3/25/2021	1,500,000	1,500,000	100.00	1,500,000	631	0.35%
CapTex Bank CDARS		0.40%	03/23/23	3/25/2021	3,000,000	3,000,000	100.00	3,000,000	631	0.40%
The American Nat'l Bank CD		0.43%	06/01/23	06/01/21	5,000,000	5,000,000	100.00	5,000,000	701	0.43%
Total Portfolio					\$ 85,971,050	\$ 85,996,245		\$ 85,992,741	151	0.37%

(1) (2)

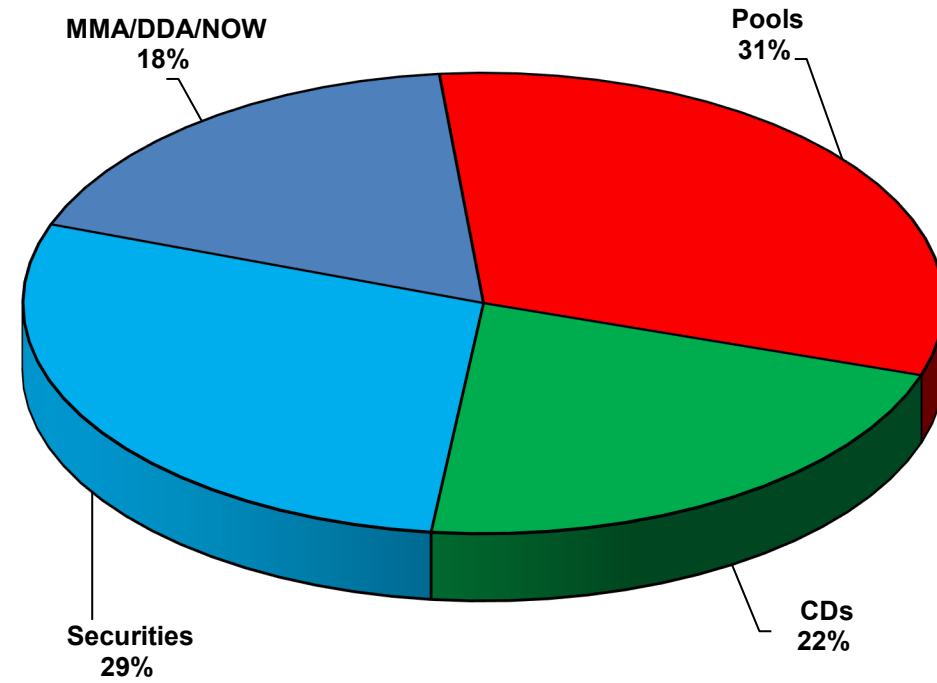
(1) **Weighted average life** - For purposes of calculating weighted average life, overnight bank and pool balances are assumed to have a one day maturity.

(2) **Weighted average yield to maturity** - The weighted average yield to maturity is based on Book Value, realized and unrealized gains/losses and investment advisory fees are not included. The yield for the reporting month is used for overnight bank and pool balances.

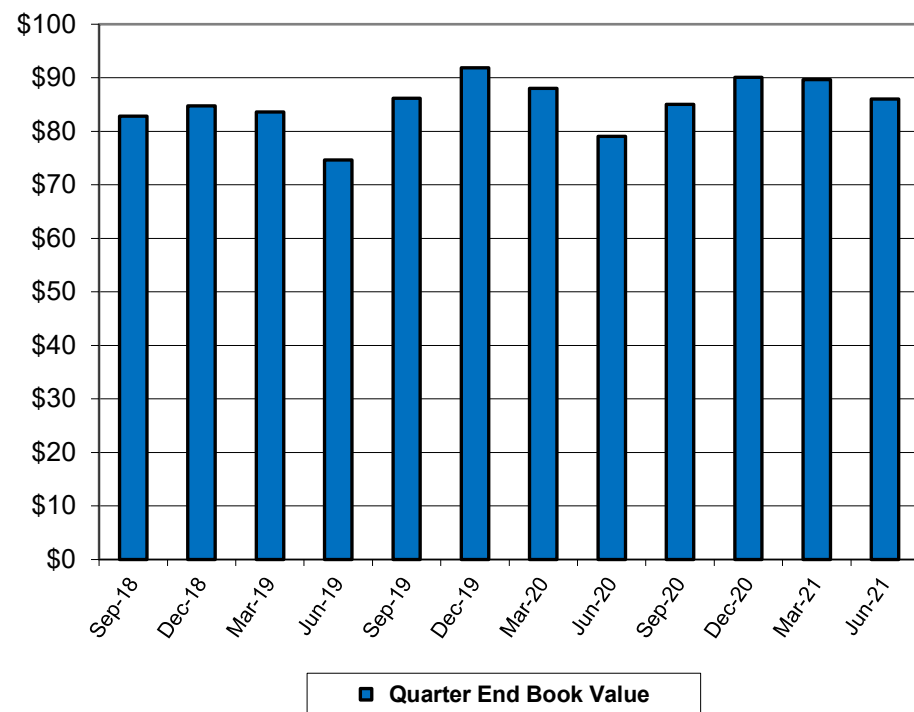
Composition - Current Quarter



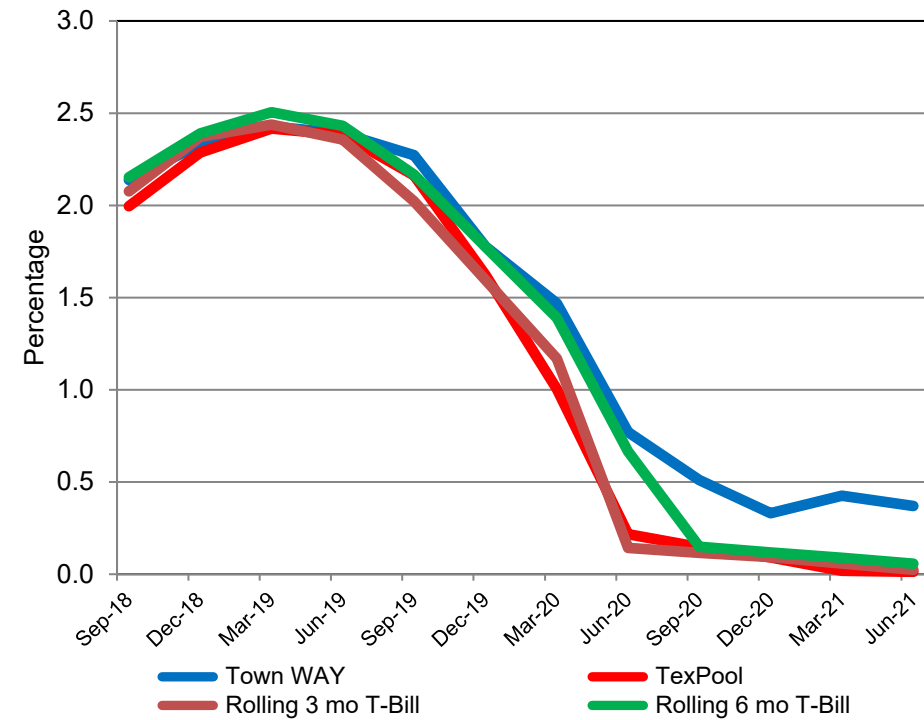
Composition - Prior Quarter



Total Portfolio (Millions)



Town Portfolio Performance



Book and Market Value Comparison

Issuer/Description	Yield	Maturity Date	Book Value 03/31/21	Increases	Decreases	Book Value 06/30/21	Market Value 03/31/21	Change in Market Value	Market Value 06/30/21
Independent Bank DDA	1.31%	07/01/21	\$ 11,062,386	\$ —	\$ (3,031,103)	\$ 8,031,283	\$ 11,062,386	\$ (3,031,103)	\$ 8,031,283
NexBank MMA	0.45%	07/01/21	5,002,219	5,615	—	5,007,834	5,002,219	5,615	5,007,834
PlainsCapital Bank MMA	0.00%	07/01/21	—	2,318	—	2,318	—	2,318	2,318
TexSTAR	0.01%	07/01/21	9,342,546	—	(3,425,188)	5,917,358	9,342,546	(3,425,188)	5,917,358
TexPool	0.01%	07/01/21	18,997,100	—	(4,024,559)	14,972,541	18,997,100	(4,024,559)	14,972,541
Connecticut State GO	1.25%	04/15/21	505,771	—	(505,771)	—	505,682	(505,682)	—
Board COOP Ed. Svcs NY	1.15%	04/30/21	4,004,384	—	(4,004,384)	—	4,006,200	(4,006,200)	—
Dover NJ Taxable	0.60%	05/27/21	1,001,008	—	(1,001,008)	—	1,001,390	(1,001,390)	—
Wellsville NY Cent ISD	0.40%	06/25/21	2,656,837	—	(2,656,837)	—	2,657,606	(2,657,606)	—
Florida St Board of Admin Fin	1.00%	07/01/21	3,667,242	—	(3,367,229)	300,013	3,670,477	(3,370,477)	300,000
Florida St Board of Admin Fin	0.75%	07/01/21	301,227	3,348,961	—	3,650,187	301,683	3,348,317	3,650,000
Regional Transit Authority IL GO	1.37%	07/01/21	762,767	—	(7,682)	755,084	764,438	(9,438)	755,000
Origin Bank CD	0.18%	07/05/21	—	5,000,000	—	5,000,000	—	5,000,000	5,000,000
Secaucus NJ	0.25%	08/06/21	4,013,982	—	(9,940)	4,004,042	4,014,160	(10,200)	4,003,960
T-Bill	0.12%	09/09/21	4,997,300	1,517	—	4,998,817	4,999,450	(5,517)	4,993,933
Port of Seattle WA Rev	0.45%	10/01/21	326,955	—	(967)	325,988	327,119	(965)	326,154
Tarrant Cnty TX Cultural EDU	1.16%	10/01/21	611,467	—	(5,671)	605,796	614,034	(6,876)	607,158
Woodbridge Township NJ	0.20%	10/15/21	2,928,253	—	(12,985)	2,915,268	2,928,565	(13,079)	2,915,486
Bank OZK CD	0.18%	12/24/21	5,000,000	2,269	—	5,002,269	5,000,000	2,269	5,002,269
Independent Bank CD	0.40%	02/01/22	6,000,000	5,918	—	6,005,918	6,000,000	5,918	6,005,918
Texas Bank CD	0.45%	02/01/22	4,000,000	1,529	—	4,001,529	4,000,000	1,529	4,001,529
The American Nat'l Bank CD	0.37%	12/01/22	—	5,000,000	—	5,000,000	—	5,000,000	5,000,000
Legend Bank CDARS	0.35%	03/23/23	1,500,000	—	—	1,500,000	1,500,000	—	1,500,000
CapTex Bank CDARS	0.40%	03/23/23	3,000,000	—	—	3,000,000	3,000,000	—	3,000,000
The American Nat'l Bank CD	0.43%	06/01/23	—	5,000,000	—	5,000,000	—	5,000,000	5,000,000
TOTAL / AVERAGE	0.37%		\$ 89,681,443	\$ 18,368,126	\$ (22,053,324)	\$ 85,996,245	\$ 89,695,053	\$ (3,702,312)	\$ 85,992,741

Allocation
June 30, 2021

Book Value	Yield	Maturity Date	Total	Cash Positions - Bank Investments	Cash Positions - Pool Investments	Certificates of Deposit / CDARS	Municipal Bonds	US Treasury
Independent Bank MMA	1.31%		\$ 8,031,283	\$ 8,031,283	\$ —	\$ —	\$ —	\$ —
NexBank MMA	0.45%		5,007,834	5,007,834	—	—	—	—
PlainsCapital Bank MMA	0.00%		2,318	2,318	—	—	—	—
TexSTAR	0.01%		5,917,358	—	5,917,358	—	—	—
TexPool	0.01%		14,972,541	—	14,972,541	—	—	—
Florida St Board of Admin Fin	1.00%	07/01/21	300,013	—	—	—	300,013	—
Florida St Board of Admin Fin	0.75%	07/01/21	3,650,187	—	—	—	3,650,187	—
Regional Transit Authority IL GO	1.37%	07/01/21	755,084	—	—	—	755,084	—
Origin Bank CD	0.18%	07/05/21	5,000,000	—	—	5,000,000	—	—
Secaucus NJ	0.25%	08/06/21	4,004,042	—	—	—	4,004,042	—
T-Bill	0.12%	09/09/21	4,998,817	—	—	—	—	4,998,817
Port of Seattle WA Rev	0.45%	10/01/21	325,988	—	—	—	325,988	—
Tarrant Cnty TX Cultural EDU	1.16%	10/01/21	605,796	—	—	—	605,796	—
Woodbridge Township NJ	0.20%	10/15/21	2,915,268	—	—	—	2,915,268	—
Bank OZK CD	0.18%	12/24/21	5,002,269	—	—	5,002,269	—	—
Independent Bank CD	0.40%	02/01/22	6,005,918	—	—	6,005,918	—	—
Texas Bank CD	0.45%	02/01/22	4,001,529	—	—	4,001,529	—	—
The American Nat'l Bank CD	0.37%	12/01/22	5,000,000	—	—	5,000,000	—	—
Legend Bank CDARS	0.35%	03/23/23	1,500,000	—	—	1,500,000	—	—
CapTex Bank CDARS	0.40%	03/23/23	3,000,000	—	—	3,000,000	—	—
The American Nat'l Bank CD	0.43%	06/01/23	5,000,000	—	—	5,000,000	—	—
Totals			\$ 85,996,245	\$ 13,041,436	\$ 20,889,899	\$ 34,509,715	\$12,556,378	\$ 4,998,817

Allocation
June 30, 2021

Market Value	Yield	Maturity Date	Total	Cash Positions - Bank Investments	Cash Positions - Pool Investments	Certificates of Deposit / CDARS	Municipal Bonds	US Treasury
Independent Bank MMA	1.31%		\$ 8,031,283	\$ 8,031,283	\$ —	\$ —	\$ —	\$ —
NexBank MMA	0.45%		5,007,834	5,007,834	—	—	—	—
PlainsCapital Bank MMA	0.00%		2,318	2,318	—	—	—	—
TexSTAR	0.01%		5,917,358	—	5,917,358	—	—	—
TexPool	0.01%		14,972,541	—	14,972,541	—	—	—
Florida St Board of Admin Fin	1.00%	07/01/21	300,000	—	—	—	300,000	—
Florida St Board of Admin Fin	0.75%	07/01/21	3,650,000	—	—	—	3,650,000	—
Regional Transit Authority IL GO	1.37%	07/01/21	755,000	—	—	—	755,000	—
Origin Bank CD	0.18%	07/05/21	5,000,000	—	—	5,000,000	—	—
Secaucus NJ	0.25%	08/06/21	4,003,960	—	—	—	4,003,960	—
T-Bill	0.12%	09/09/21	4,993,933	—	—	—	—	4,993,933
Port of Seattle WA Rev	0.45%	10/01/21	326,154	—	—	—	326,154	—
Tarrant Cnty TX Cultural EDU	1.16%	10/01/21	607,158	—	—	—	607,158	—
Woodbridge Township NJ	0.20%	10/15/21	2,915,486	—	—	—	2,915,486	—
Bank OZK CD	0.18%	12/24/21	5,002,269	—	—	5,002,269	—	—
Independent Bank CD	0.40%	02/01/22	6,005,918	—	—	6,005,918	—	—
Texas Bank CD	0.45%	02/01/22	4,001,529	—	—	4,001,529	—	—
The American Nat'l Bank CD	0.37%	12/01/22	5,000,000	—	—	5,000,000	—	—
Legend Bank CDARS	0.35%	03/23/23	1,500,000	—	—	1,500,000	—	—
CapTex Bank CDARS	0.40%	03/23/23	3,000,000	—	—	3,000,000	—	—
The American Nat'l Bank CD	0.43%	06/01/23	5,000,000	—	—	5,000,000	—	—
Totals			\$ 85,992,741	\$ 13,041,436	\$ 20,889,899	\$ 34,509,715	\$12,557,758	\$ 4,993,933

Allocation

March 31, 2021

Book Value	Yield	Maturity Date	Total	Cash Positions - Bank Investments	Cash Positions - Pool Investments	Certificates of Deposit / CDARS	Municipal Bonds	US Treasury
Independent Bank MMA	1.31%		\$ 11,062,386	\$ 11,062,386	\$ —	\$ —	\$ —	\$ —
NexBank MMA	0.45%		5,002,219	5,002,219	—	—	—	—
TexSTAR	0.02%		9,342,546	—	9,342,546	—	—	—
TexPool	0.02%		18,997,100	—	18,997,100	—	—	—
Connecticut State GO	1.25%	04/15/21	505,771	—	—	—	505,771	—
Board COOP Ed. Svcs NY	1.15%	04/30/21	4,004,384	—	—	—	4,004,384	—
Dover NJ Taxable	0.60%	05/27/21	1,001,008	—	—	—	1,001,008	—
Wellsville NY Cent ISD	0.40%	06/25/21	2,656,837	—	—	—	2,656,837	—
Florida St Board of Admin Fin	0.75%	07/01/21	3,667,242	—	—	—	3,667,242	—
Florida St Board of Admin Fin	1.00%	07/01/21	301,227	—	—	—	301,227	—
Regional Transit Authority IL GO	1.37%	07/01/21	762,767	—	—	—	762,767	—
Secaucus NJ	0.25%	08/06/21	4,013,982	—	—	—	4,013,982	—
T-Bill	0.12%	09/09/21	4,997,300	—	—	—	—	4,997,300
Port of Seattle WA Rev	0.45%	10/01/21	326,955	—	—	—	326,955	—
Tarrant Cnty TX Cultural EDU	1.16%	10/01/21	611,467	—	—	—	611,467	—
Woodbridge Township NJ	0.20%	10/15/21	2,928,253	—	—	—	2,928,253	—
Bank OZK CD	0.18%	12/24/21	5,000,000	—	—	5,000,000	—	—
Independent Bank CD	0.40%	02/01/22	6,000,000	—	—	6,000,000	—	—
Texas Bank CD	0.45%	02/01/22	4,000,000	—	—	4,000,000	—	—
Legend Bank CDARS	0.35%	03/23/23	1,500,000	—	—	1,500,000	—	—
CapTex Bank CDARS	0.40%	03/23/23	3,000,000	—	—	3,000,000	—	—
Totals			\$ 89,681,443	\$ 16,064,605	\$ 28,339,646	\$ 19,500,000	\$20,779,892	\$ 4,997,300

Allocation
March 31, 2021

Market Value	Yield	Maturity Date	Total	Cash Positions - Bank Investments	Cash Positions - Pool Investments	Certificates of Deposit / CDARS	Municipal Bonds	US Treasury
Independent Bank MMA	1.31%		\$ 11,062,386	\$ 11,062,386	\$ —	\$ —	\$ —	\$ —
NexBank MMA	0.45%		5,002,219	5,002,219	—	—	—	—
TexSTAR	0.02%		9,342,546	—	9,342,546	—	—	—
TexPool	0.02%		18,997,100	—	18,997,100	—	—	—
Connecticut State GO	1.25%	04/15/21	505,682	—	—	—	505,682	—
Board COOP Ed. Svcs NY	1.15%	04/30/21	4,006,200	—	—	—	4,006,200	—
Dover NJ Taxable	0.60%	05/27/21	1,001,390	—	—	—	1,001,390	—
Wellsville NY Cent ISD	0.40%	06/25/21	2,657,606	—	—	—	2,657,606	—
Florida St Board of Admin Fin	0.75%	07/01/21	3,670,477	—	—	—	3,670,477	—
Florida St Board of Admin Fin	1.00%	07/01/21	301,683	—	—	—	301,683	—
Regional Transit Authority IL GO	1.37%	07/01/21	764,438	—	—	—	764,438	—
Secaucus NJ	0.25%	08/06/21	4,014,160	—	—	—	4,014,160	—
T-Bill	0.12%	09/09/21	4,999,450	—	—	—	—	4,999,450
Port of Seattle WA Rev	0.45%	10/01/21	327,119	—	—	—	327,119	—
Tarrant Cnty TX Cultural EDU	1.16%	10/01/21	614,034	—	—	—	614,034	—
Woodbridge Township NJ	0.20%	10/15/21	2,928,565	—	—	—	2,928,565	—
Bank OZK CD	0.18%	12/24/21	5,000,000	—	—	5,000,000	—	—
Independent Bank CD	0.40%	02/01/22	6,000,000	—	—	6,000,000	—	—
Texas Bank CD	0.45%	02/01/22	4,000,000	—	—	4,000,000	—	—
Legend Bank CDARS	0.35%	03/23/23	1,500,000	—	—	1,500,000	—	—
CapTex Bank CDARS	0.40%	03/23/23	3,000,000	—	—	3,000,000	—	—
Totals			\$ 89,695,053	\$ 16,064,605	\$ 28,339,646	\$ 19,500,000	\$20,791,352	\$ 4,999,450