









RUN TIME RECOMMENDATIONS

Program at least two start times on your watering day(s) to water deeper and promote more drought tolerant plantings. Only water when needed, to supplement rainfall.

 SPRINKLER TYPE	 PLANT TYPE	 SUN EXPOSURE	 RUN TIME	 CYCLES	 NUMBER OF DAYS PER WEEK
SPRAY HEADS	TURF/ SHRUBS/ BEDS	SUN SHADE	5-8 MIN 5-8 MIN	UP TO 3 UP TO 2	REFER TO WATERING SCHEDULE
ROTORS/ STREAM ROTORS	TURF/ SHRUBS/ BEDS	SUN SHADE	12-16 MIN 12-16 MIN	UP TO 3 UP TO 2	REFER TO WATERING SCHEDULE
DRIP LINES	TURF/ SHRUBS/ BEDS	SUN SHADE	10-20 MIN 10-20 MIN	UP TO 3 UP TO 2	REFER TO WATERING SCHEDULE